

Pro Cosom - Statistiques des Meneurs de la Ligue - Saison Régulière

Statistiques

SAISON: HIVER 2014 | LIGUE: C | SEGMENT: SAISON RÉGULIÈRE | GROUPE: LIGUE | POSITION: ATTAQUANT | GO >

HIVER 2014 - LIGUE C - SAISON RÉGULIÈRE - LIGUE - ATTAQUANT

| RANG | PRÉNOM | NOM | # | ÉQUIPE | POS | PJ | POINTS | | | | TIRS DE PUNITION | | | BUT GNT | BUT ÉGA | BUT PRO | + / - | MIN PUN | TIRS BL | MISES EN JEU | | | ÉTOILES | | | | |
|------|--------------------|---------------|----|--------|-----|----|--------|--------|--------|-------|------------------|------|-----|---------|---------|---------|-------|---------|---------|--------------|----|-----|---------|----|----|-------|---------------|
| | | | | | | | BUTS | PASSES | POINTS | PTS/P | BUTS | TIRS | % | | | | | | | G | P | % | 1e | 2e | 3e | Total | Total Pondéré |
| 1 | THÉO | TADROS | 27 | | AD | 12 | 21 | 15 | 36 | 3,0 | 0 | 1 | 0% | 2 | - | - | 14 | 4 Min. | 15 | 23 | 18 | 56% | 2 | 2 | 1 | 5 | 11 pts. |
| 2 | PHILIPPE | TEOLI | 9 | | C | 11 | 27 | 7 | 34 | 3,1 | - | - | - | - | - | - | -4 | 12 Min. | 4 | 68 | 44 | 61% | 0 | 5 | 2 | 7 | 12 pts. |
| 3 | JULIEN | BEAUREGARD | 26 | | C | 12 | 17 | 11 | 28 | 2,3 | - | - | - | 1 | - | - | 14 | 4 Min. | 7 | 32 | 30 | 52% | 1 | 1 | 2 | 4 | 7 pts. |
| 4 | FRANCIS | MORISSETTE | 7 | | C | 11 | 16 | 11 | 27 | 2,5 | - | - | - | 2 | - | - | 17 | 2 Min. | 5 | 41 | 36 | 53% | 4 | 0 | 2 | 6 | 14 pts. |
| 5 | PATRICK | HUM | 86 | | C | 11 | 19 | 7 | 26 | 2,4 | 0 | 2 | 0% | 1 | - | - | 14 | 2 Min. | 1 | 15 | 19 | 44% | 1 | 4 | 1 | 6 | 12 pts. |
| 6 | ALEXIS | SÉGUIN | 87 | | AD | 12 | 13 | 11 | 24 | 2,0 | - | - | - | 2 | - | - | 14 | 6 Min. | 7 | 8 | 11 | 42% | 0 | 2 | 1 | 3 | 5 pts. |
| 7 | MATHIEU | SAVOIE | 19 | | C | 11 | 11 | 12 | 23 | 2,1 | - | - | - | - | 1 | - | 10 | 4 Min. | 7 | 52 | 22 | 70% | 1 | 1 | 1 | 3 | 6 pts. |
| 8 | FRANCIS «Célestin» | LE CHATELIER | 5 | | AD | 11 | 14 | 8 | 22 | 2,0 | - | - | - | 2 | - | - | 11 | 20 Min. | 3 | 8 | 9 | 47% | 2 | 1 | 1 | 4 | 9 pts. |
| 9 | MICHAEL | LANKTREE | 91 | | C | 6 | 14 | 5 | 19 | 3,2 | - | - | - | 2 | - | - | 19 | - | 2 | 23 | 19 | 55% | 2 | 2 | 0 | 4 | 10 pts. |
| 10 | WILLIAM | GIGUÈRE | 10 | | C | 12 | 10 | 9 | 19 | 1,6 | - | - | - | 2 | - | - | 16 | 4 Min. | 5 | 13 | 17 | 43% | 0 | 0 | 2 | 2 | 2 pts. |
| 11 | CAMERON | SCHALLENBERG | 74 | | C | 12 | 10 | 8 | 18 | 1,5 | - | - | - | 2 | - | - | 3 | - | 7 | 29 | 22 | 57% | 0 | 0 | 1 | 1 | 1 pts. |
| 12 | MICHAEL | CHAN SUI HING | 8 | | AG | 12 | 10 | 7 | 17 | 1,4 | 1 | 2 | 50% | 1 | - | - | -10 | 12 Min. | 10 | 16 | 20 | 44% | 1 | 0 | 1 | 2 | 4 pts. |
| 13 | FRANCIS | LUSSIER | 81 | | AG | 7 | 8 | 7 | 15 | 2,1 | - | - | - | 2 | - | - | 10 | - | 1 | 6 | 5 | 55% | 0 | 1 | 2 | 3 | 4 pts. |
| 14 | MARTIN «Pie» | DUFRESNE | 9 | | C | 11 | 9 | 4 | 13 | 1,2 | - | - | - | 1 | - | - | -2 | 2 Min. | 7 | 23 | 17 | 58% | 0 | 1 | 2 | 3 | 4 pts. |
| 15 | BENJAMIN | MENDEL | 76 | | C | 9 | 8 | 2 | 10 | 1,1 | - | - | - | 1 | - | - | -2 | 4 Min. | 2 | 11 | 16 | 41% | 0 | 0 | 1 | 1 | 1 pts. |
| 16 | DYLAN | COOTE | 24 | | C | 9 | 6 | 4 | 10 | 1,1 | - | - | - | - | - | - | 3 | 26 Min. | 4 | 18 | 18 | 50% | - | - | - | 0 | 0 pts. |
| 17 | ALEXANDRE | TRUONG | 61 | | AG | 10 | 1 | 9 | 10 | 1,0 | - | - | - | - | - | - | -3 | - | 3 | 2 | 11 | 15% | - | - | - | 0 | 0 pts. |
| 18 | CHARLES | RICHARD | 51 | | AG | 6 | 5 | 4 | 9 | 1,5 | - | - | - | 1 | - | - | -5 | 2 Min. | 3 | 5 | 12 | 29% | 1 | 0 | 0 | 1 | 3 pts. |
| 19 | DYLAN | PEARSON | 66 | | AG | 9 | 3 | 5 | 8 | 0,9 | - | - | - | - | - | - | 4 | - | 4 | 14 | 17 | 45% | 0 | 0 | 2 | 2 | 2 pts. |
| 20 | GUYLLAUME | VERDON | 5 | | AG | 9 | 3 | 5 | 8 | 0,9 | - | - | - | - | - | - | -13 | 6 Min. | 17 | 2 | 6 | 25% | - | - | - | 0 | 0 pts. |
| 21 | ÉRIC | DUMONT | 7 | | AG | 4 | 4 | 3 | 7 | 1,8 | - | - | - | 1 | - | - | 5 | 2 Min. | 1 | 4 | 10 | 29% | 1 | 1 | 0 | 2 | 5 pts. |
| 22 | ALEX «Hilarius» | DIMAS | 1 | | C | 10 | 4 | 3 | 7 | 0,7 | - | - | - | - | - | - | -8 | 4 Min. | 5 | 31 | 26 | 54% | - | - | - | 0 | 0 pts. |
| 23 | MIKAËL | ST-PIERRE | 94 | | C | 11 | 4 | 3 | 7 | 0,6 | 0 | 1 | 0% | - | - | - | -18 | 6 Min. | 6 | 15 | 8 | 65% | - | - | - | 0 | 0 pts. |
| 24 | DIMITRI | FABIEN | 7 | | C | 12 | 2 | 5 | 7 | 0,6 | 0 | 1 | 0% | - | - | - | -1 | 2 Min. | 19 | 17 | 12 | 59% | - | - | - | 0 | 0 pts. |
| 25 | CARL | LANGEVIN | 18 | | C | 2 | 3 | 3 | 6 | 3,0 | - | - | - | 2 | - | - | 5 | 4 Min. | 2 | 5 | 5 | 50% | 1 | 0 | 0 | 1 | 3 pts. |

Pro Cosom - Statistiques des Meneurs de la Ligue - Saison Régulière

| RANG | PRÉNOM | NOM | # | ÉQUIPE | POS | PJ | POINTS | | | | TIRS DE PUNITION | | | BUT GNT | BUT ÉGA | BUT PRO | + / - | MIN PUN | TIRS BL | MISES EN JEU | | | ÉTOILES | | | | |
|---------|------------------------|------------------|----|--------|-----|----|--------|--------|--------|-------|------------------|------|----|---------|---------|---------|--------|---------|---------|--------------|-----|-----|---------|--------|----|--------|---------------|
| | | | | | | | BUTS | PASSES | POINTS | PTS/P | BUTS | TIRS | % | | | | | | | G | P | % | 1e | 2e | 3e | Total | Total Pondéré |
| 26 | ALEXIS | DAGENAIS EVERELL | 51 | | C | 8 | 1 | 5 | 6 | 0,8 | - | - | - | 1 | - | - | 7 | 4 Min. | 3 | 17 | 14 | 55% | 0 | 1 | 0 | 1 | 2 pts. |
| 27 | NICHOLAS «Jean-Paul» | BOYER | 2 | | AG | 2 | 4 | 1 | 5 | 2,5 | 0 | 1 | 0% | - | 1 | - | -1 | - | 3 | 0 | 1 | 0% | 1 | 0 | 0 | 1 | 3 pts. |
| 28 | DAVID «Urbain» | GIRALDEAU | 7 | | C | 10 | 4 | 1 | 5 | 0,5 | - | - | - | - | - | -2 | 2 Min. | 4 | 8 | 24 | 25% | 0 | 0 | 1 | 1 | 1 pts. | |
| 29 | DOMINIC | NICEFORO | 26 | | AD | 10 | 4 | 1 | 5 | 0,5 | - | - | - | - | - | -14 | 2 Min. | 2 | 4 | 10 | 29% | - | - | - | 0 | 0 pts. | |
| 30 | SEBASTIAN | HUMPHREY | 12 | | C | 11 | 3 | 2 | 5 | 0,5 | - | - | - | - | - | -13 | - | 6 | 12 | 12 | 50% | - | - | - | 0 | 0 pts. | |
| 31 | RICKY | YOUNG | 0 | | C | 2 | 3 | 1 | 4 | 2,0 | - | - | - | 1 | - | - | 0 | - | 2 | 3 | 6 | 33% | 1 | 0 | 0 | 1 | 3 pts. |
| 32 | MAURICE | MORISSETTE | 99 | | AG | 2 | 3 | 1 | 4 | 2,0 | - | - | - | - | - | -7 | - | - | 0 | 3 | 0% | - | - | - | 0 | 0 pts. | |
| 33 | JÉRÉMY | LE CHATELIER | 4 | | C | 7 | 2 | 2 | 4 | 0,6 | 0 | 1 | 0% | - | - | - | -5 | 2 Min. | 5 | 3 | 4 | 43% | - | - | - | 0 | 0 pts. |
| 34 | MARC-OLIVIER «Calixte» | HAMEL-DOYON | 3 | | AG | 7 | 2 | 2 | 4 | 0,6 | - | - | - | - | - | -5 | 2 Min. | - | 0 | 8 | 0% | - | - | - | 0 | 0 pts. | |
| 35 | ALEXANDRE | RICHARD | 9 | | AG | 9 | 2 | 2 | 4 | 0,4 | - | - | - | - | - | -20 | 6 Min. | 1 | 2 | 7 | 22% | - | - | - | 0 | 0 pts. | |
| 36 | JEFF | DASILVA | 8 | | C | 5 | 3 | 0 | 3 | 0,6 | - | - | - | - | - | -2 | 4 Min. | 2 | 9 | 12 | 43% | - | - | - | 0 | 0 pts. | |
| 37 | THÉO | TADROS | 27 | | AD | 3 | 2 | 1 | 3 | 1,0 | - | - | - | - | - | 1 | 4 Min. | 7 | 0 | 6 | 0% | 1 | 0 | 0 | 1 | 3 pts. | |
| 38 | VANNA | VONG | 99 | | AG | 5 | 1 | 2 | 3 | 0,6 | - | - | - | - | - | 2 | 2 Min. | 4 | 4 | 2 | 67% | - | - | - | 0 | 0 pts. | |
| 39 | FÉLIX | LAMBERT | 97 | | AD | 2 | 0 | 3 | 3 | 1,5 | - | - | - | - | - | -2 | - | 1 | 3 | 7 | 30% | - | - | - | 0 | 0 pts. | |
| 40 | DAVID | NEMIROFF | 11 | | C | 1 | 2 | 0 | 2 | 2,0 | 0 | 1 | 0% | - | - | - | 1 | - | - | 6 | 3 | 67% | - | - | - | 0 | 0 pts. |
| 41 | DAVID | VACHON | 1 | | C | 7 | 1 | 1 | 2 | 0,3 | - | - | - | - | - | 4 | 8 Min. | 3 | 7 | 10 | 41% | - | - | - | 0 | 0 pts. | |
| 42 | ALEXANDRE | BÉDARD | 1 | | C | 1 | 1 | 1 | 2 | 2,0 | 0 | 1 | 0% | - | - | - | 2 | - | 2 | 3 | 3 | 50% | - | - | - | 0 | 0 pts. |
| 43 | RICO | ST-PIERRE | 77 | | AG | 1 | 1 | 1 | 2 | 2,0 | - | - | - | - | - | 0 | - | - | 0 | 1 | 0% | - | - | - | 0 | 0 pts. | |
| 44 | JONATHAN | BOURDUA | 15 | | C | 5 | 0 | 2 | 2 | 0,4 | - | - | - | - | - | -11 | - | 1 | 6 | 10 | 38% | - | - | - | 0 | 0 pts. | |
| 45 | MARC-ALEXANDRE | CORMIER | 10 | | AG | 7 | 0 | 2 | 2 | 0,3 | - | - | - | - | - | -17 | - | 6 | 1 | 1 | 50% | - | - | - | 0 | 0 pts. | |
| 46 | NICK | VAN BEEM | 77 | | AD | 2 | 0 | 1 | 1 | 0,5 | - | - | - | - | - | 1 | 0 Min. | 0 | 0 | 1 | 0% | - | - | - | 0 | 0 pts. | |
| 47 | FRÉDÉRIC | BOUCHARD | 8 | | C | 1 | 0 | 1 | 1 | 1,0 | - | - | - | - | - | 0 | - | - | 3 | 2 | 60% | - | - | - | 0 | 0 pts. | |
| 48 | ALYSSA J. | KRESEVIC | 0 | | AG | 1 | 0 | 0 | 0 | 0,0 | - | - | - | - | - | 0 | - | - | - | - | - | - | - | - | - | 0 | 0 pts. |
| 49 | BRUNO | PÉRUSSE | 77 | | AG | 2 | 0 | 0 | 0 | 0,0 | - | - | - | - | - | -2 | 6 Min. | 5 | 0 | 2 | 0% | - | - | - | 0 | 0 pts. | |
| MOYENNE | | | | | A | 7 | 6 | 4 | 10 | 1,4 | | | | | | | 0 | 5 Min. | 5 | 50% | | | 1 | 3 pts. | | | |

Pro Cosom - Statistiques des Meneurs de la Ligue - Saison Régulière












Statistiques

SAISON: HIVER 2014 | LIGUE: C | SEGMENT: SAISON RÉGULIÈRE | GROUPE: LIGUE | POSITION: DÉFENSEUR | GO >

HIVER 2014 - LIGUE C - SAISON RÉGULIÈRE - LIGUE - DÉFENSEUR

| RANG | PRÉNOM | NOM | # | ÉQUIPE | POS | PJ | POINTS | | | | TIRS DE PUNITION | | | BUT GNT | BUT ÉGA | BUT PRO | + / - | MIN PUN | TIRS BL | MISES EN JEU | | | ÉTOILES | | | | |
|------|--------------------|-------------------|----|--------|-----|----|--------|--------|--------|-------|------------------|------|----|---------|---------|---------|-------|---------|---------|--------------|----|------|---------|----|----|-------|---------------|
| | | | | | | | BUTS | PASSES | POINTS | PTS/P | BUTS | TIRS | % | | | | | | | G | P | % | 1e | 2e | 3e | Total | Total Pondéré |
| 1 | FRANCIS | LABERGE | 13 | | D | 11 | 12 | 23 | 35 | 3,2 | - | - | - | 1 | 1 | - | 9 | 2 Min. | 24 | | | - | 3 | 4 | 0 | 7 | 17 pts. |
| 2 | MICHEL | VILLENEUVE | 81 | | D | 12 | 15 | 16 | 31 | 2,6 | 0 | 1 | 0% | 4 | - | - | 9 | 2 Min. | 18 | 1 | 5 | 17% | 2 | 3 | 0 | 5 | 12 pts. |
| 3 | PIERRE | LEBUI | 7 | | D | 12 | 11 | 15 | 26 | 2,2 | - | - | - | 2 | - | - | 10 | 10 Min. | 6 | 1 | | 100% | 1 | 2 | 3 | 6 | 10 pts. |
| 4 | DAVE | TEOLI | 8 | | D | 12 | 13 | 8 | 21 | 1,8 | - | - | - | 1 | - | - | -11 | 15 Min. | 33 | 22 | 20 | 52% | 2 | 0 | 0 | 2 | 6 pts. |
| 5 | LUCAS | VERSTEEGH | 5 | | D | 11 | 7 | 13 | 20 | 1,8 | - | - | - | 1 | - | - | 15 | 2 Min. | 14 | | | - | 1 | 2 | 0 | 3 | 7 pts. |
| 6 | GUY | GAUTHIER | 0 | | D | 12 | 6 | 13 | 19 | 1,6 | - | - | - | 1 | - | - | 18 | 4 Min. | 26 | | | - | 3 | 0 | 0 | 3 | 9 pts. |
| 7 | MARC-ANTOINE | BLOUIN | 4 | | D | 9 | 10 | 7 | 17 | 1,9 | - | - | - | - | - | - | -2 | 17 Min. | 12 | 16 | 17 | 48% | 2 | 1 | 0 | 3 | 8 pts. |
| 8 | JASON | GARLEY | 32 | | D | 11 | 6 | 10 | 16 | 1,5 | 0 | 1 | 0% | - | - | - | 8 | 2 Min. | 22 | | | - | 0 | 1 | 0 | 1 | 2 pts. |
| 9 | SIMON | GOSELIN | 4 | | D | 11 | 2 | 12 | 14 | 1,3 | - | - | - | - | - | - | 3 | 6 Min. | 10 | | | - | - | - | - | 0 | 0 pts. |
| 10 | MICHEL | ROY | 2 | | D | 12 | 5 | 7 | 12 | 1,0 | - | - | - | 1 | - | - | 1 | 2 Min. | 12 | 7 | 2 | 78% | 0 | 0 | 2 | 2 | 2 pts. |
| 11 | SALOMON | GAMACHE | 75 | | D | 5 | 6 | 5 | 11 | 2,2 | - | - | - | - | - | - | 12 | 4 | 8 | | | - | 1 | 1 | 1 | 3 | 6 pts. |
| 12 | JASON | CASTONGUAY | 20 | | D | 9 | 4 | 7 | 11 | 1,2 | - | - | - | 1 | - | - | 6 | 8 Min. | 12 | | | - | 1 | 0 | 1 | 2 | 4 pts. |
| 13 | JEAN-FRANÇOIS | ROBERGE | 89 | | D | 12 | 3 | 7 | 10 | 0,8 | - | - | - | - | - | - | 5 | - | 16 | | | - | 0 | 1 | 0 | 1 | 2 pts. |
| 14 | SIMON | JACQUES | 69 | | D | 11 | 2 | 7 | 9 | 0,8 | - | - | - | - | - | - | -8 | 4 Min. | 21 | 3 | 3 | 50% | - | - | - | 0 | 0 pts. |
| 15 | CHARLES | TREMBLAY-BERGERON | 1 | | D | 8 | 2 | 6 | 8 | 1,0 | - | - | - | - | - | - | 0 | 4 Min. | 17 | | | - | - | - | - | 0 | 0 pts. |
| 16 | JASON D. | LÉPINE | 12 | | D | 12 | 0 | 8 | 8 | 0,7 | - | - | - | - | - | - | 3 | - | 15 | | | - | 0 | 1 | 0 | 1 | 2 pts. |
| 17 | MICHAEL | RUEL | 9 | | D | 9 | 4 | 3 | 7 | 0,8 | - | - | - | - | - | - | 1 | 10 Min. | 14 | | | - | 0 | 0 | 1 | 1 | 1 pts. |
| 18 | NICOLAS «Boniface» | COUILLÉE | 8 | | D | 11 | 1 | 6 | 7 | 0,6 | - | - | - | - | - | - | 0 | 2 Min. | 5 | 4 | | 100% | 0 | 0 | 1 | 1 | 1 pts. |
| 19 | JACK | NGUYEN | 13 | | D | 2 | 2 | 4 | 6 | 3,0 | - | - | - | - | - | - | 7 | 2 Min. | 2 | | | - | 0 | 1 | 0 | 1 | 2 pts. |
| 20 | JACK | NGUYEN | 14 | | D | 7 | 2 | 4 | 6 | 0,9 | - | - | - | - | - | - | -2 | 4 Min. | 13 | 3 | 3 | 50% | 0 | 0 | 2 | 2 | 2 pts. |
| 21 | TROY | NEEDOBA | 8 | | D | 9 | 2 | 4 | 6 | 0,7 | - | - | - | - | - | - | -4 | 4 Min. | 8 | 2 | 1 | 67% | - | - | - | 0 | 0 pts. |
| 22 | DOMINIC | BRUNET | 2 | | D | 11 | 0 | 6 | 6 | 0,5 | - | - | - | - | - | - | -14 | 26 Min. | 12 | 1 | 2 | 33% | 0 | 0 | 1 | 1 | 1 pts. |
| 23 | MICHAEL | BERGERON | 11 | | D | 11 | 0 | 5 | 5 | 0,5 | - | - | - | - | - | - | 9 | 4 Min. | 11 | | | - | - | - | - | 0 | 0 pts. |
| 24 | PATRICK M. | LOZEAU | 6 | | D | 9 | 0 | 5 | 5 | 0,6 | - | - | - | - | - | - | -14 | 8 Min. | 19 | 1 | | 100% | 0 | 0 | 1 | 1 | 1 pts. |
| 25 | ARNAUD «Innocent» | LE CHATELIER | 13 | | D | 11 | 1 | 3 | 4 | 0,4 | - | - | - | - | - | - | -6 | - | 5 | 0 | 2 | 0% | - | - | - | 0 | 0 pts. |

Pro Cosom - Statistiques des Meneurs de la Ligue - Saison Régulière

| RANG | PRÉNOM | NOM | # | ÉQUIPE | POS | PJ | POINTS | | | | TIRS DE PUNITION | | | BUT GNT | BUT ÉGA | BUT PRO | + / - | MIN PUN | TIRS BL | MISES EN JEU | | | ÉTOILES | | | | |
|------|------------------|---------------|----|---|-----|----|--------|--------|--------|-------|------------------|------|----|---------|---------|---------|--------|---------|---------|--------------|-----|-----|---------|----|----|--------|---------------|
| | | | | | | | BUTS | PASSES | POINTS | PTS/P | BUTS | TIRS | % | | | | | | | G | P | % | 1e | 2e | 3e | Total | Total Pondéré |
| 26 | PATRICK | LACELLE | 15 |  | D | 8 | 0 | 4 | 4 | 0,5 | - | - | - | - | - | - | -6 | 4 Min. | 3 | 6 | 12 | 33% | - | - | - | 0 | 0 pts. |
| 27 | VIVIAN | LAPIERRE | 51 |  | D | 10 | 0 | 4 | 4 | 0,4 | 0 | 1 | 0% | - | - | - | -17 | 6 Min. | 4 | 7 | 6 | 54% | - | - | - | 0 | 0 pts. |
| 28 | PHILIPPE | BUSSIÈRES | 68 |  | D | 2 | 0 | 2 | 2 | 1,0 | - | - | - | - | - | - | 0 | - | - | | | - | - | - | 0 | 0 pts. | |
| 29 | GUILLAUME | DESCHAMBRE | 14 |  | D | 12 | 0 | 2 | 2 | 0,2 | - | - | - | - | - | - | -1 | 4 Min. | 20 | | | - | - | - | 0 | 0 pts. | |
| 30 | THIERRY | SÉNÉCAL | 55 |  | D | 12 | 0 | 2 | 2 | 0,2 | 0 | 1 | 0% | - | - | - | -21 | 12 Min. | 8 | 1 | 1 | 50% | - | - | - | 0 | 0 pts. |
| 31 | TRISTAN | BOUGIE | 21 |  | D | 1 | 0 | 1 | 1 | 1,0 | - | - | - | - | - | - | 2 | - | - | | | - | - | - | 0 | 0 pts. | |
| 32 | MAXIME «Léon» | VIGNOLA-GAGNÉ | 11 |  | D | 12 | 0 | 1 | 1 | 0,1 | - | - | - | - | - | - | -2 | 14 Min. | 24 | 2 | 2 | 50% | - | - | - | 0 | 0 pts. |
| 33 | RONALD | LAFORÉST | 9 |  | D | 2 | 0 | 1 | 1 | 0,5 | - | - | - | - | - | - | -3 | 2 | - | | | - | - | - | 0 | 0 pts. | |
| 34 | MAXIME | VINCENT | 99 |  | D | 1 | 0 | 0 | 0 | 0,0 | - | - | - | - | - | - | 1 | 2 Min. | 3 | | | - | - | - | 0 | 0 pts. | |
| 35 | HUBERT | LAUVIN | 14 |  | D | 1 | 0 | 0 | 0 | 0,0 | - | - | - | - | - | - | -2 | 2 Min. | 1 | | | - | - | - | 0 | 0 pts. | |
| 36 | PIERRE-ALEXANDRE | VAILLANCOURT | 13 |  | D | 1 | 0 | 0 | 0 | 0,0 | - | - | - | - | - | - | -3 | - | - | 3 | 2 | 60% | - | - | - | 0 | 0 pts. |
| | MOYENNE | | | | D | 9 | 3 | 6 | 10 | 1,1 | | | | | | 0 | 6 Min. | 13 | | | 45% | | | | 1 | 3 pts. | |

Statistiques

SAISON

HIVER 2014

LIGUE

C

SEGMENT

SAISON RÉGULIÈRE

GROUPE
















LIGUE

POSITION

GARDIEN

GO

HIVER 2014 - LIGUE C - SAISON RÉGULIÈRE - LIGUE - GARDIEN

| RANG | PRÉNOM | NOM | # | ÉQUIPE | POS | PJ | PC | EFFICACITÉ | | | | TEMPS DE JEU | MBA | VICTOIRES | | | DÉFAITES | | | NULLES | BL | TIRS DE PUNITION | | | POINTS | | | MIN PUN | ÉTOILES | | | | |
|------|--------------------|--------------|----|---|-----|----|----|------------|--------|------|-------|--------------|-------|-----------|-------|-------|----------|-------|-------|--------|----|------------------|------|------|--------|--------|--------|---------|---------|----|--------|---------|---------------|
| | | | | | | | | BUTS | ARRÊTS | TIRS | % | | | TR | PR/FU | Total | TR | PR/FU | Total | | | ARRÊTS | TIRS | % | BUTS | PASSES | POINTS | | 1e | 2e | 3e | Total | Total Pondéré |
| 1 | SAMUEL | CORMIER | 38 |  | G | 12 | 12 | 43 | 482 | 525 | 91,8% | 576 Min. | 3,58 | 6 | - | 6 | 6 | - | 6 | - | - | - | - | - | - | 0 | - | 2 | 1 | 2 | 5 | 10 pts. | |
| 2 | ANDREW | POHLOD | 33 |  | G | 10 | 10 | 26 | 281 | 307 | 91,5% | 482 Min. | 2,59 | 8 | - | 8 | 1 | 1 | 2 | - | 2 | - | - | - | - | 0 | - | 2 | 0 | 2 | 4 | 8 pts. | |
| 3 | JASON | GARLEY | 32 |  | G | 1 | 1 | 3 | 29 | 32 | 90,6% | 48 Min. | 3,00 | 1 | - | 1 | - | - | 0 | - | - | - | - | - | 1 | 1 | - | 1 | 0 | 0 | 1 | 3 pts. | |
| 4 | SAMUEL | PRESSEAU | 31 |  | G | 6 | 6 | 27 | 243 | 270 | 90,0% | 288 Min. | 4,50 | 4 | - | 4 | 1 | - | - | 1 | - | 3 | 3 | 100% | - | - | - | - | - | - | 0 | 0 pts. | |
| 5 | PIERRE-ALEXANDRE | VAILLANCOURT | 1 |  | G | 5 | 5 | 24 | 169 | 193 | 87,6% | 239 Min. | 4,82 | 3 | - | 3 | 2 | - | 2 | - | - | - | - | - | - | 0 | - | - | - | - | 0 | 0 pts. | |
| 6 | DAVID | VACHON | 1 |  | G | 1 | 1 | 4 | 24 | 28 | 85,7% | 48 Min. | 4,00 | - | - | 0 | 1 | - | 1 | - | - | - | - | - | - | 0 | - | - | - | - | 0 | 0 pts. | |
| 7 | ALEXANDRE «Benoît» | GODON | 15 |  | G | 9 | 9 | 45 | 269 | 314 | 85,7% | 432 Min. | 5,00 | 2 | - | 2 | 6 | 1 | 7 | - | - | 2 | 3 | 67% | - | - | 0 | - | 0 | 1 | 1 | 2 | 3 pts. |
| 8 | GABRIEL | MEUNIER | 48 |  | G | 11 | 11 | 45 | 263 | 308 | 85,4% | 530 Min. | 4,08 | 8 | 1 | 9 | 2 | - | 2 | - | - | - | - | - | - | 0 | - | - | - | - | 0 | 0 pts. | |
| 9 | BENJAMIN | MENDEL | 76 |  | G | 1 | 1 | 4 | 23 | 27 | 85,2% | 48 Min. | 4,00 | 1 | - | 1 | - | - | - | - | - | - | - | - | - | - | - | - | - | - | 0 | 0 pts. | |
| 10 | DAVID «Urbain» | GIRALDEAU | 7 |  | G | 1 | 1 | 3 | 16 | 19 | 84,2% | 48 Min. | 3,00 | - | - | 0 | 1 | - | 1 | - | - | - | - | - | - | 0 | - | - | - | - | 0 | 0 pts. | |
| 11 | XAVIER | HENRY-GUYOT | 41 |  | G | 12 | 12 | 79 | 416 | 495 | 84,0% | 576 Min. | 6,58 | 2 | - | 2 | 10 | - | 10 | - | - | - | - | - | - | 0 | - | - | - | - | 0 | 0 pts. | |
| 12 | ALEX «Hilarius» | DIMAS | 1 |  | G | 2 | 2 | 10 | 49 | 59 | 83,1% | 96 Min. | 5,00 | 1 | - | 1 | - | - | 0 | 1 | - | - | - | - | - | 0 | - | - | - | - | 0 | 0 pts. | |
| 13 | BRYAN | SQUIRES | 23 |  | G | 12 | 12 | 73 | 346 | 419 | 82,6% | 575 Min. | 6,09 | 2 | 1 | 3 | 7 | - | 7 | 2 | - | 6 | 6 | 100% | - | 3 | 3 | - | 0 | 0 | 1 | 1 | 1 pts. |
| 14 | DYLAN | PEARSON | 66 |  | G | 1 | 1 | 11 | 24 | 35 | 68,6% | 48 Min. | 11,00 | - | - | 0 | 1 | - | 1 | - | - | - | - | - | - | 0 | - | - | - | - | 0 | 0 pts. | |
| | MOYENNE | | |  | A | 6 | | | | | 88,9% | 288 Min. | 3,73 | | | 3 | | | 3 | | | | | | 0 | | | | | 1 | 2 pts. | | |